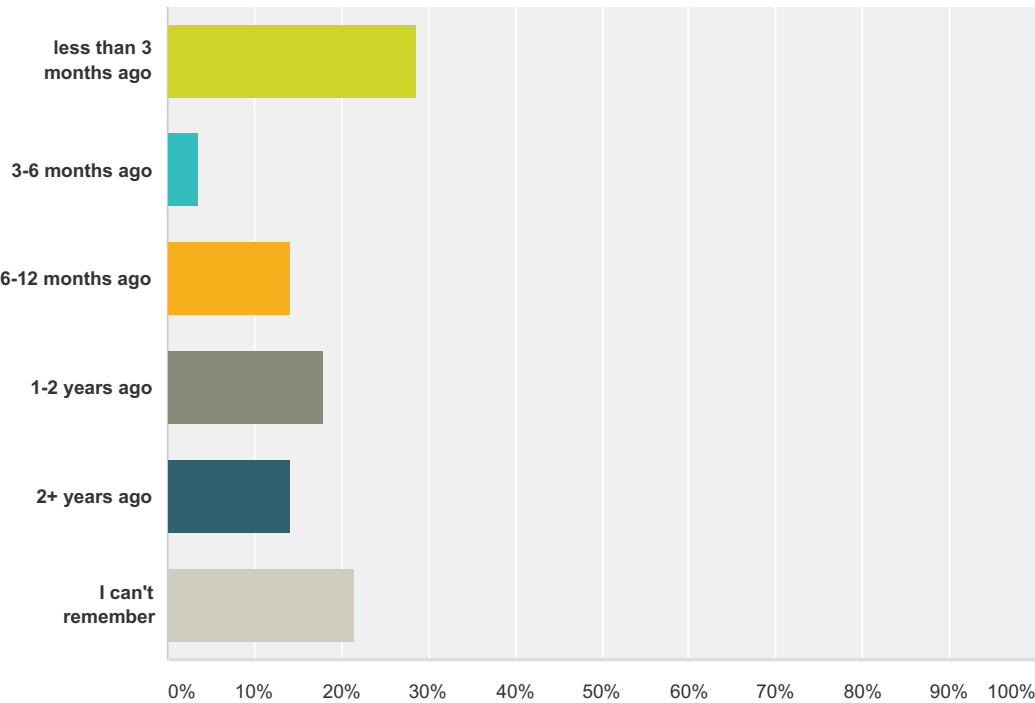


Q1 When was the last time when you tried to do anything with your pensions?

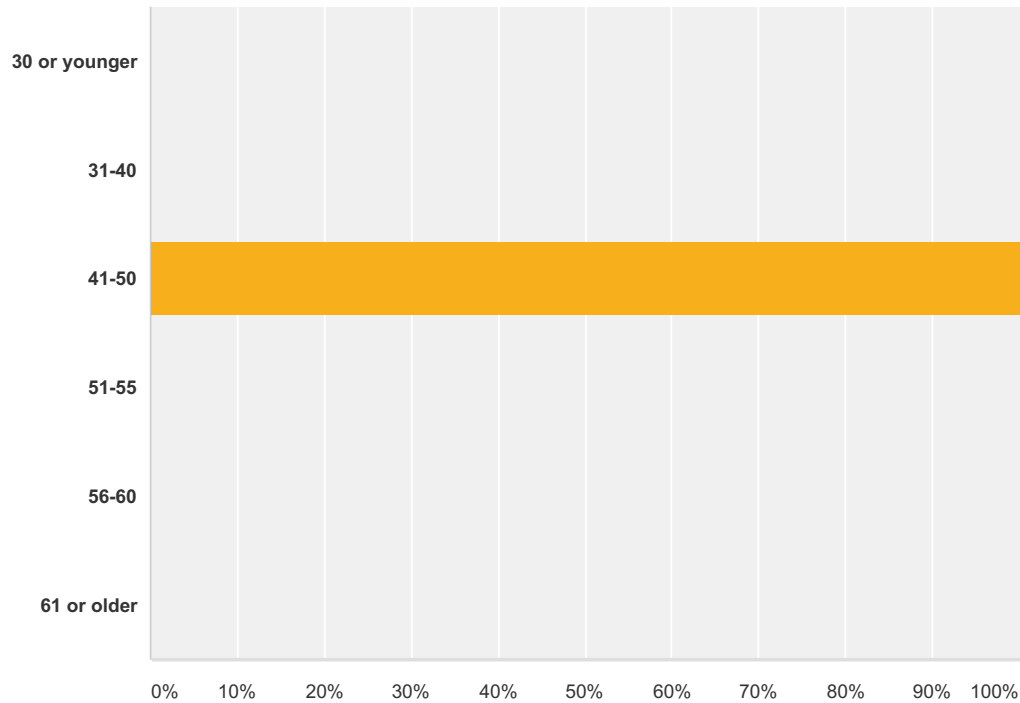
Answered: 28 Skipped: 0



Answer Choices	Responses
less than 3 months ago	28.57%8
3-6 months ago	3.57%1
6-12 months ago	14.29%4
1-2 years ago	17.86%5
2+ years ago	14.29%4
I can't remember	21.43%6
Total	28

Q2 What is your age?

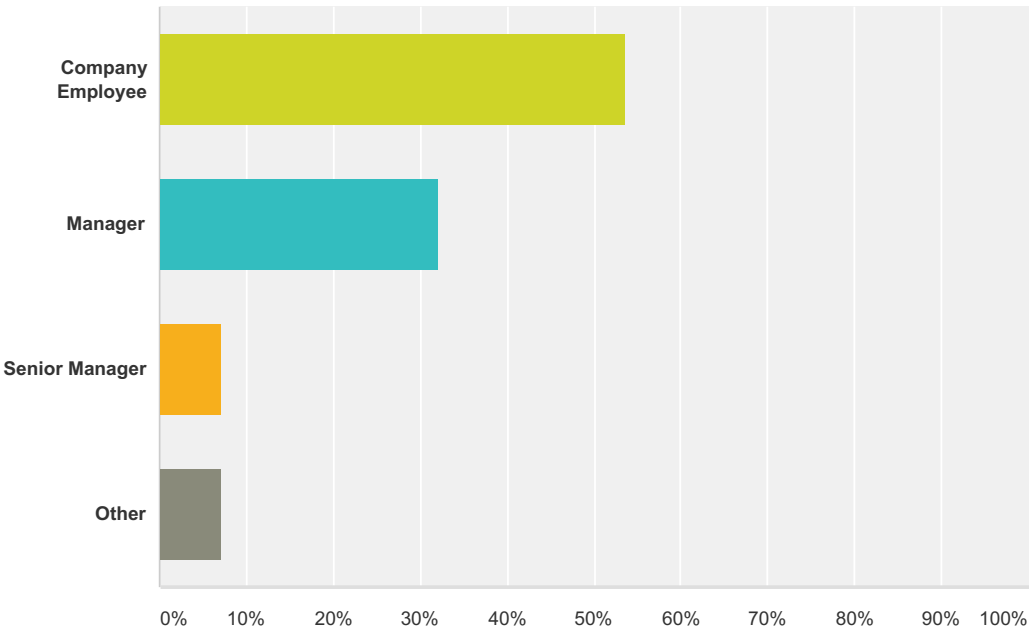
Answered: 28 Skipped: 0



Answer Choices	Responses
30 or younger	0.00%0
31-40	0.00%0
41-50	100.00%28
51-55	0.00%0
56-60	0.00%0
61 or older	0.00%0
Total	28

Q3 What is your job role?

Answered: 28 Skipped: 0



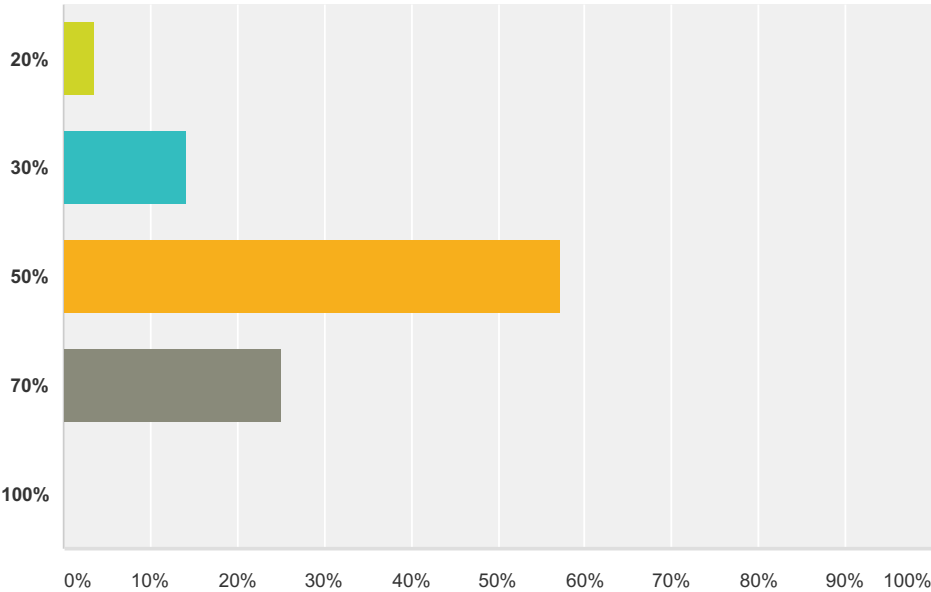
Answer Choices	Responses	
Company Employee	53.57%	15
Manager	32.14%	9
Senior Manager	7.14%	2
Other	7.14%	2
Total		28

**Q4 What makes you think about pensions?**

Answered: 28   Skipped: 0

Q5 What percentage of your current salary do you believe you will need to retire comfortably?

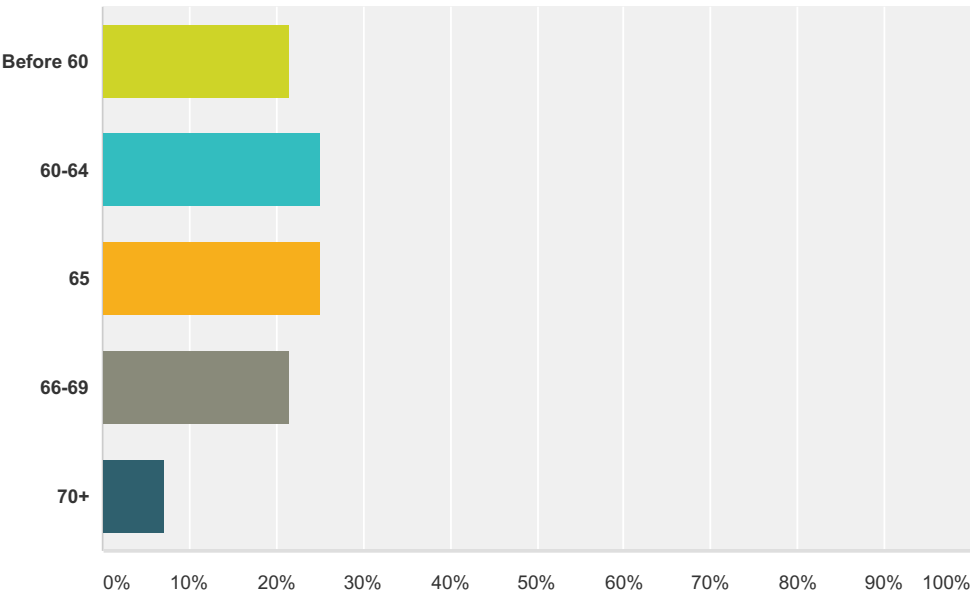
Answered: 28 Skipped: 0



Answer Choices	Responses	
20%	3.57%	1
30%	14.29%	4
50%	57.14%	16
70%	25.00%	7
100%	0.00%	0
Total		28

Q6 When do you expect to retire?

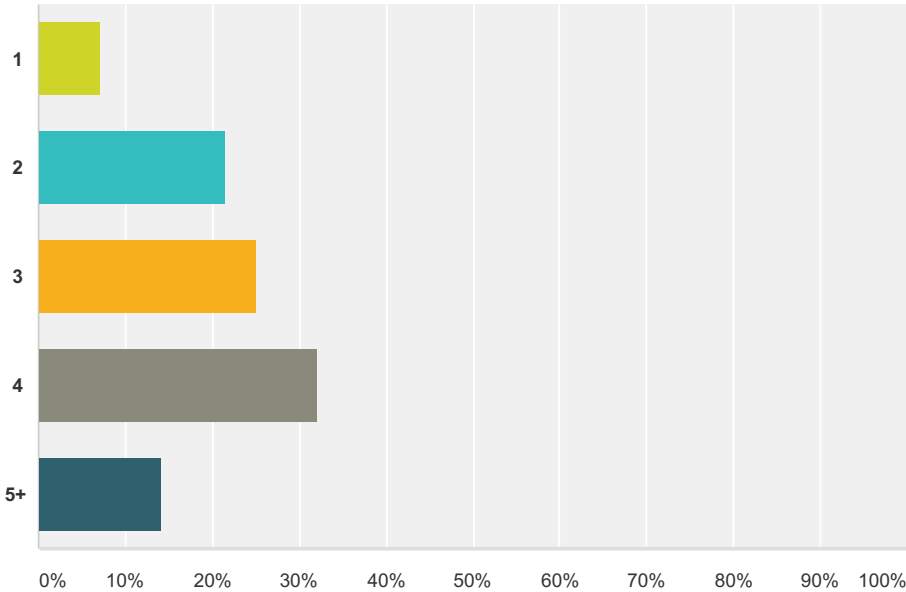
Answered: 28 Skipped: 0



Answer Choices	Responses
Before 60	21.43% 6
60-64	25.00% 7
65	25.00% 7
66-69	21.43% 6
70+	7.14% 2
Total	28

Q7 How many pension plans do you have now? (old plans from previous employers and any current plans you have)

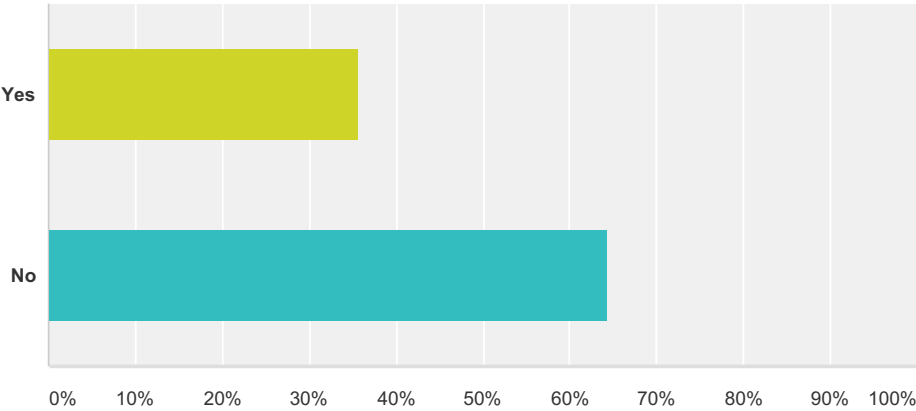
Answered: 28 Skipped: 0



Answer Choices	Responses	
1	7.14%	2
2	21.43%	6
3	25.00%	7
4	32.14%	9
5+	14.29%	4
Total		28

Q8 In the past have you ever requested to unify / transfer your old plans?

Answered: 28 Skipped: 0

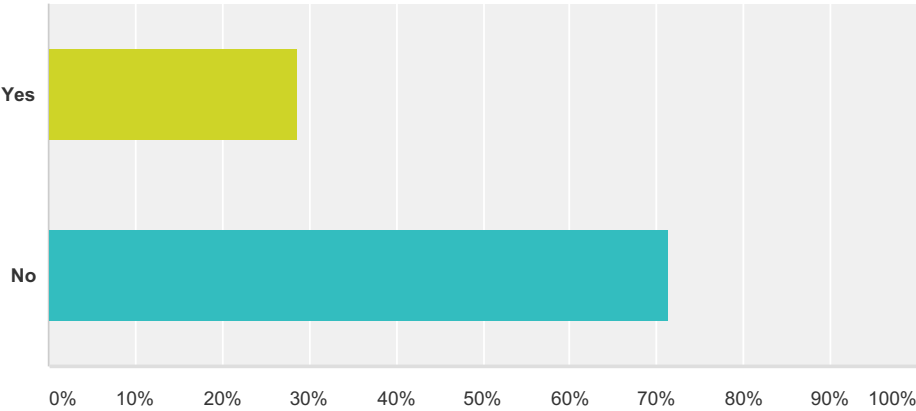


Answer Choices	Responses	
Yes	35.71%	10
No	64.29%	18
Total		28



Q9 Have you ever spoken to a financial adviser about your pension planning?

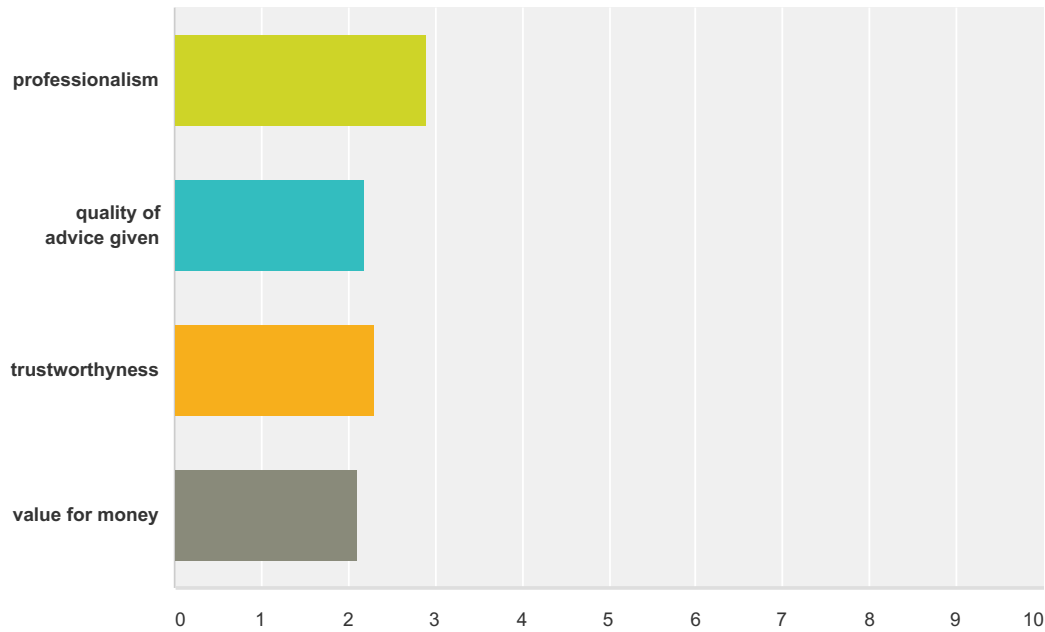
Answered: 28 Skipped: 0



Answer Choices	Responses	
Yes	28.57%	8
No	71.43%	20
Total		28

Q10 If you have received advice in the past on your pensions what was your experience?

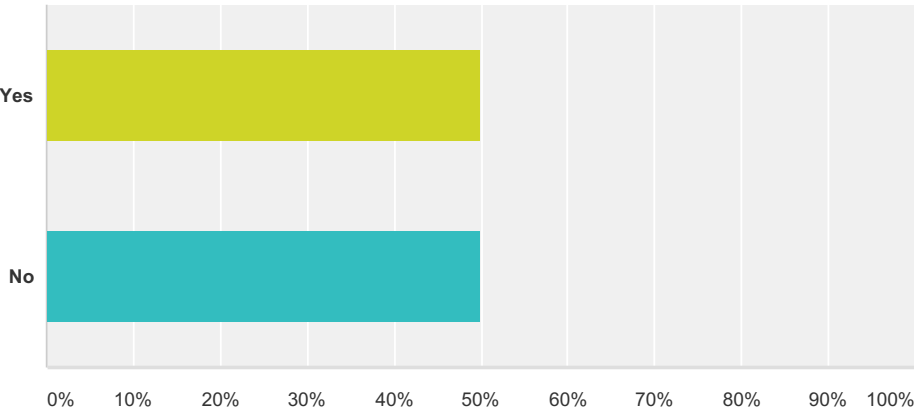
Answered: 11 Skipped: 17



	poor	average	good	very good	excellent	Total	Weighted Average
professionalism	9.09% 1	18.18% 2	54.55% 6	9.09% 1	9.09% 1	11	2.91
quality of advice given	20.00% 2	40.00% 4	40.00% 4	0.00% 0	0.00% 0	10	2.20
trustworthiness	20.00% 2	30.00% 3	50.00% 5	0.00% 0	0.00% 0	10	2.30
value for money	20.00% 2	50.00% 5	30.00% 3	0.00% 0	0.00% 0	10	2.10

Q11 Do you plan to work during retirement?

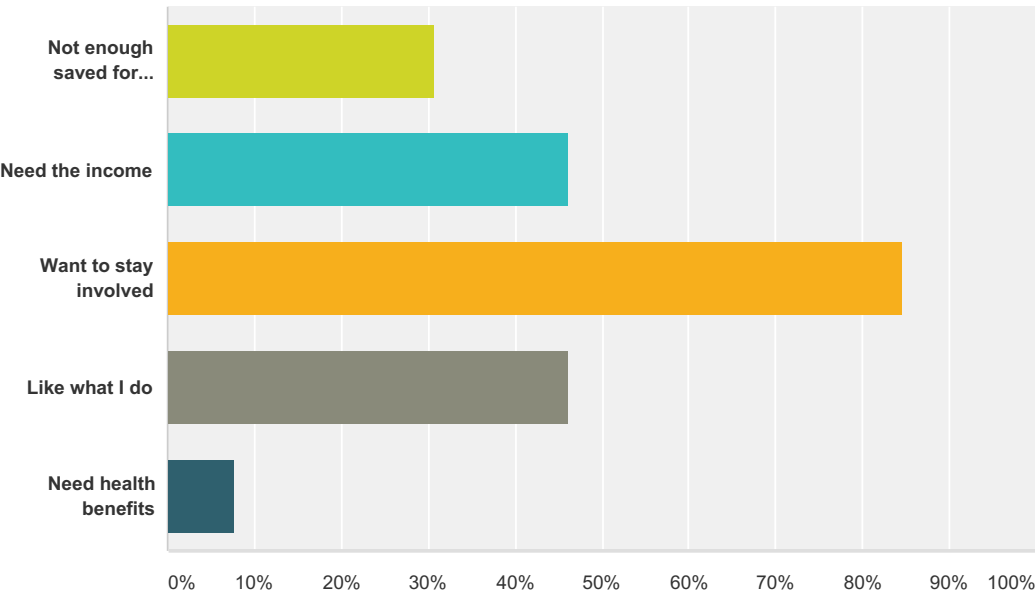
Answered: 28 Skipped: 0



Answer Choices	Responses	
Yes	50.00%	14
No	50.00%	14
Total		28

Q12 If Yes, Why?

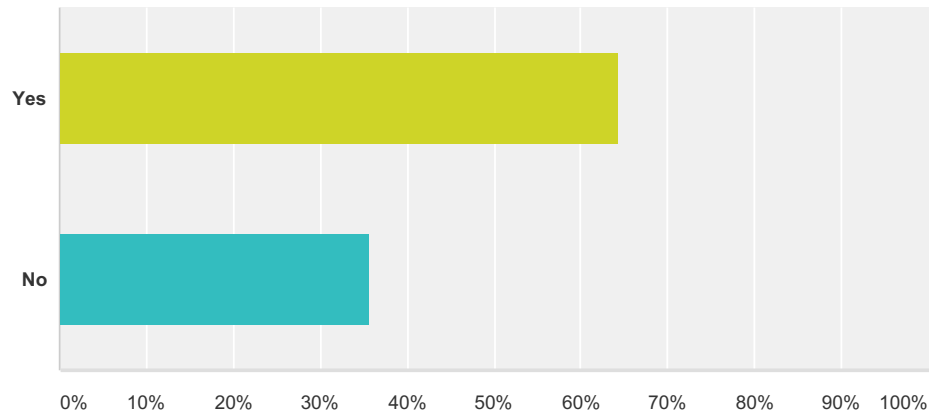
Answered: 13 Skipped: 15



Answer Choices	Responses	
Not enough saved for retirement	30.77%	4
Need the income	46.15%	6
Want to stay involved	84.62%	11
Like what I do	46.15%	6
Need health benefits	7.69%	1
Total Respondents: 13		

Q13 Would you like to help us shape a retirement planning service that will really help people?

Answered: 28 Skipped: 0



Answer Choices	Responses	
Yes	64.29%	18
No	35.71%	10
Total		28

Q14 Full Name

Answered: 12   Skipped: 16

Q15 Email

Answered: 12   Skipped: 16